



Swimlane Timeline™

What's New?

(From v6.15 to v6.37)

Added Windows 8 Support.....	2
Added 2013 Visio-Office-Project Support.....	2
Reduced Swimlane Timeline Installations	3
Added New “Export Unlocked” Option	3
Added “Contains” Test to Custom Named Filter Option	5
Excel Source Only – Added Hyperlink to “Excel Row”	5
Excel Source Only - Added Auto-Filter of “Dummy Row”	6
Excel Source Only - Added Auto-Setting of “Milestone” Flag.....	6
Bug Fixes	7



Swimlane Timeline v6.37 - What's New?



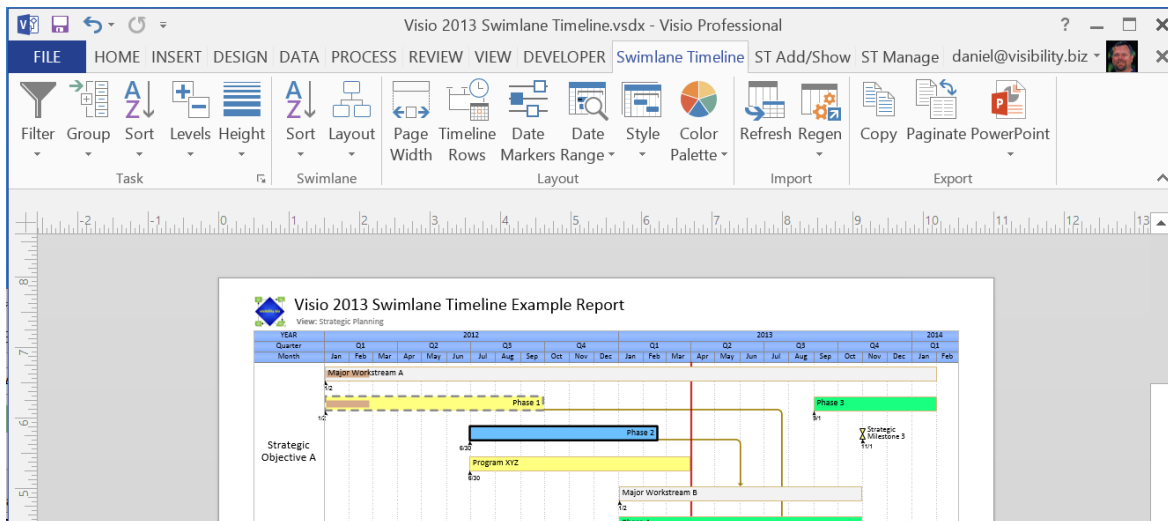
ADDED WINDOWS 8 SUPPORT

Users can now install the Swimlane Timeline in systems with either 32bit or 64bit Windows 8. An example Windows 8 screen shot with the Swimlane Timeline start tile is shown below:



ADDED 2013 VISIO-OFFICE-PROJECT SUPPORT

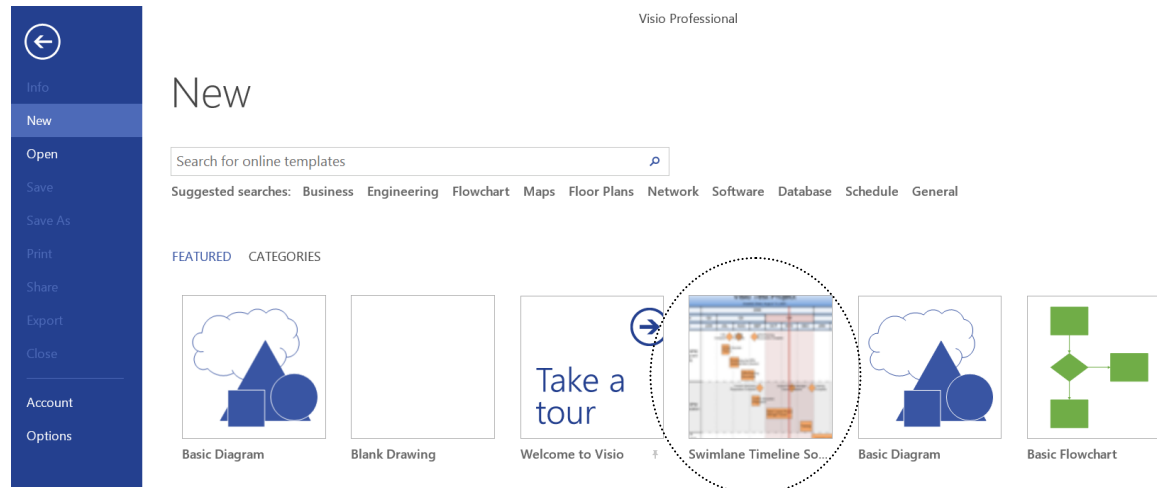
Users can now install the Swimlane Timeline in systems with either 32bit or 64bit 2013 versions of Microsoft Visio, Office, and Project. A Visio 2013 example screen shot showing the Swimlane Timeline 2013 Ribbon is shown below:



Swimlane Timeline v6.37 - What's New?



The Visio 2013 “New” option contains a “Featured” and “Categories” section. Selecting the “Categories” section, and then starting the Swimlane Timeline from the “Visibility.biz” folder will cause the Swimlane Timeline preview image to later appear in the “Featured” list as shown below:



REDUCED SWIMLANE TIMELINE INSTALLATIONS

The number of Swimlane Timeline installations has been reduced from six to two to further simplify the installation process. The new install works with both 32bit and 64bit applications.

The Swimlane Timeline now discovers what version of Microsoft Office and Microsoft Project are installed on a user's system when the Swimlane Timeline is first run. This discovery process will slightly impact the initial execution performance, but the discovery only occurs once. Subsequent executions of the Swimlane Timeline will run with no delay in performance.

The install now also removes any older custom DEFAULT Style definition files that exist to eliminate version compatibility issues.

ADDED NEW "EXPORT UNLOCKED" OPTION

The new “Export Unlocked” option will save an unlocked version of the Swimlane Timeline that is unlinked from the source data, and has the Swimlane Timeline application removed so that any Microsoft Visio user can open and modify the unlocked drawings. Users have the ability to change the unlocked task locations, start date, finish date, and text displayed.

The unlocked files have “_Unlocked” automatically added to the end of the filename to make it easy to distinguish from a normal locked and linked Swimlane Timeline drawing. By default, the unlocked files are stored in the same directory as the locked Swimlane Timeline diagram.

Users are able to freely move the position of selected tasks and milestone shapes in the unlocked files by dragging them with a mouse vertically, horizontally, or diagonally to a new location beneath the timeline. Users can lengthen or shorten task shape start and finish dates by dragging the left side or right side of the shape, with a mouse to a new horizontal location

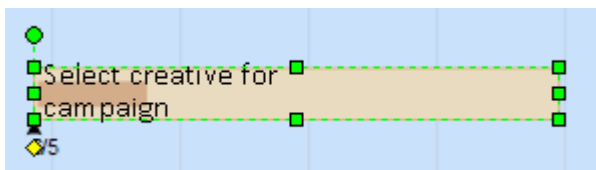
Swimlane Timeline v6.37 - What's New?



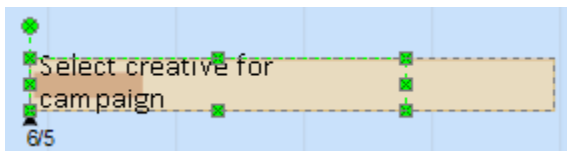
beneath the timeline. Any visible Start or Finish Date Markers are automatically updated based on their new position beneath the timeline.

The unlocked task and milestone shapes are grouped shapes that are made up of multiple sub-shapes. The **first click** on an unlocked shape selects the grouped shape, and allows users to drag the entire shape to a new location, or drag the unlocked Start and Finish dates horizontally beneath the timeline.

The first click on an unlocked shape will outline the entire shape with solid fill vertices, midpoint indicators, and Date Marker yellow diamond text control handles as shown below:

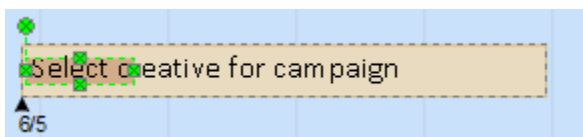


The **second click** on an unlocked shape's text characters will select the text sub-shape. When the text sub-shape is successfully selected, the users will notice that the vertices and midpoints are no longer just solid fill rectangles, but contain an "x" at each point as shown below:



At this point a user can start typing a new text label if desired, or use the Visio Text Format options to change Font, Font Size, Font Style, Font Color, etc.). Users can also stretch or shrink the text bounding box by dragging the handles to a new location.

Note: the percent complete interval sub-shape is also sub-selectable, so be careful when you want to specifically select the text sub-shape - click on the text only. If the percent complete sub-shape is selected, then users will see a selection box around the percent complete interval sub-shape as shown below:



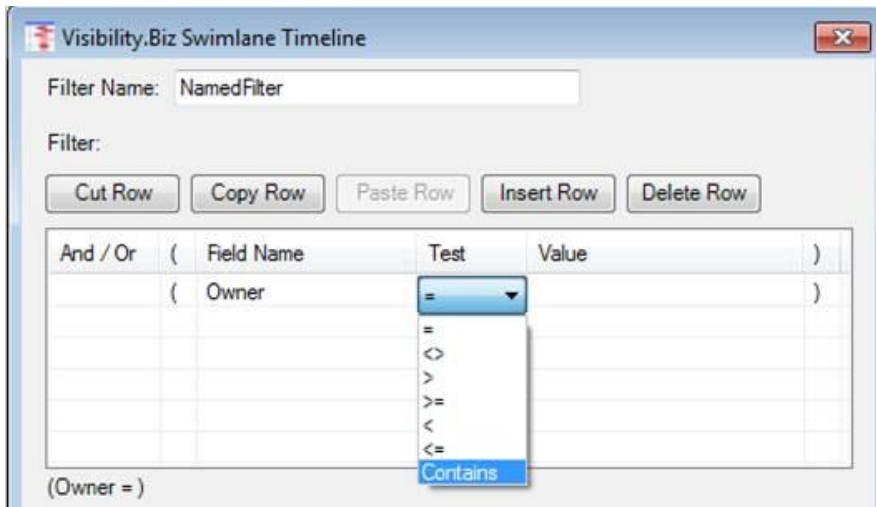
Users can Copy unlocked drawings by using the Ctrl-A keyboard shortcut to select-all shapes, and then "Paste/Special" as **Picture (Enhanced Metafile)** into PowerPoint slides and Word documents.

Swimlane Timeline v6.37 - What's New?



ADDED "CONTAINS" TEST TO CUSTOM NAMED FILTER OPTION


The custom Named Filter dialogue has been enhanced to support the "Contains" test condition as shown below:



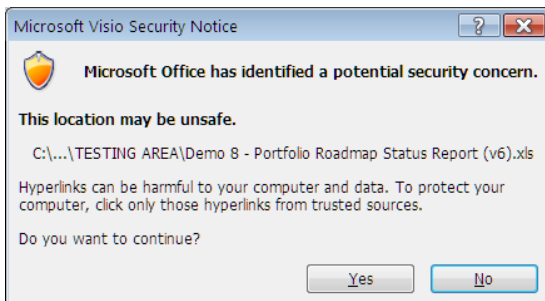
For example, if the field name "Owner" had values of "Bob S.", "Bob T." and "Ray. B", then filtering on "Owner" Contains "Bob" will result in true values for both Bob S. and Bob T., and any swimlane activities having "Owner" of either Bob S. or Bob T. will be displayed.

EXCEL SOURCE ONLY – ADDED HYPERLINK TO "EXCEL ROW"

Swimlane Timeline users working with Microsoft Project source files have always been able to hyperlink from a Swimlane Timeline task directly to its associated task in Project. The new hyperlink to "Excel Row" option allows users working with Excel source files to right-click on a swimlane activity and hyperlink directly to the associated Excel source file row.



Depending on your Microsoft Operating System and version of Visio, a Visio hyperlink to an Excel file may generate a Microsoft Visio hyperlink Security Notice similar to the one shown below:



Users can disable or enable the hyperlink warning messages by following the instructions provided in the following Microsoft Knowledge Base article:

<http://support.microsoft.com/kb/925757>



EXCEL SOURCE ONLY - ADDED AUTO-FILTER OF "DUMMY ROW"

The first 8 rows of an Excel spreadsheet determine the field value formatting sent to the Swimlane Timeline application (i.e., if an excel field value is interpreted as text, date, percentage, cost, or number).

If the first 8 rows of a field column in an Excel spreadsheet are all empty, then the field format can be misinterpreted (e.g., a date field could be sent to the Swimlane Timeline as a text field). Therefore, having the first 8 rows of a field empty can cause issues when the Swimlane Timeline is processing an Excel source files.

To circumvent this potential issue, Excel users are encouraged to include a dummy row as the first row after the header row with a "Name" field labeled "Dummy Row" or "Dummy" that includes correctly formatted values for every field in the dummy row. The Swimlane Timeline will automatically filter out the dummy row from the drawing. An example of a spreadsheet with a "Dummy Row" is shown below:

Name	Start	Finish	Baseline_Start	Baseline_Finish	Budget	Percent Complete	Unique ID	Roadmap Type
Dummy Row	4/1/2013	4/1/2013	4/1/2013	4/1/2013	\$10	5%	0	Technology
Advertising Campaign	4/8/2012	7/17/2013			\$1,500,200	30%	1	Technology
Audit Training	6/30/2013	3/12/2014			\$55,200	0%	2	Operations
Device Drivers Support Complete	11/4/2012				\$320,200	0%	3	Technology
E-commerce Portal	11/1/2012	6/26/2013			\$45,200	75%	4	Operations
E-CRM Complete	5/13/2012				\$25,200	100%	5	Operations
Internal Software Audit	1/28/2013	12/9/2013			\$20,300,200	0%	6	Operations
Knowledge Management Outsourcin	7/11/2012	11/3/2013			\$8,500,200	20%	7	Operations
Legacy Mainframe Appraisal	12/29/2011	3/13/2013			\$2,225,200	100%	8	Technology
Merger and Acquisitions Program	3/24/2012	8/4/2013			\$130,200	15%	9	Operations
Mobile Client Deployment	4/2/2012	6/21/2013	3/1/2012	3/1/2013	\$12,500,200	30%	10	Infra-Structure

EXCEL SOURCE ONLY - ADDED AUTO-SETTING OF "MILESTONE" FLAG

If there is no "Milestone" field in the Excel source file, then the Swimlane Timeline now automatically sets the "Milestone" shape data field to True or False based on the Start date and Finish date values. This Swimlane Timeline action allows Excel users to apply Filters, Group, and Sort options, as well as Select tasks, based on the Swimlane Timeline "Milestone" field value even if one does not exist in the Excel source data.

Swimlane Timeline v6.37 - What's New?



BUG FIXES

- Fixed MppCreateDrawing error that occurred when using MS Project 2010 Standard
- Fixed issue when showing Dependency Connectors to place tasks when the new Refresh drawing will have a different number of swimlanes than the old drawing.
- Fixed issue of preserving swimlane header column widths when forcing the no-swimlanes case when applying a style.
- Fixed issue when turning Dependency Connector visibility on/off with the toggle button
- Fixed issue when Excel source file worksheet name includes spaces or special characters
- Fixed issue with saving / restored Date Line locations
- Fixed issue with Excel source files having multiple worksheets
- Fixed Date Marker field pick list to properly show all fields
- Fixed Paginate when no Date Markers are shown
- Fixed custom filter by percent complete values